

FEBRUARY 2025

# GOLFI<sup>®</sup>

## REAL ESTATE



Experience luxury  
living in Niagara Falls

8881 Joseph Court, Niagara Falls  
See inside for details.



**ROBGOLFI.COM**



# Property management made easy

Managing your property,  
**so you don't have to!**

- Vacancy management
- Easy rent collection
- Tenant screening & applications
- 24/7 maintenance services
- Online access
- and more!



**289-981-7775**  
[golfipm.com](http://golfipm.com)



# Resilient Market Creates Fresh Opportunities

As we enter 2025, the real estate market continues to evolve, demonstrating resilience despite varying regional trends. While some areas have seen price adjustments, others remain strong, providing opportunities for buyers and sellers alike.

Despite tariff concerns, the market remains stable, with strong demand and multiple offers in key areas like Burlington. Sellers benefit from steady activity, while buyers have a window of opportunity. The weak Canadian dollar favors cottage investments, and Canadians selling U.S. properties may find it a great time to reinvest locally.

**Hamilton** and surrounding areas saw mixed results, with Dundas and Stoney Creek experiencing notable sales growth of 55% and 19%, respectively. However, prices dipped in several areas, including Ancaster (-12%) and Glanbrook (-10%), signaling a shift in buyer preferences.

**Halton's** performance varied, with Burlington's benchmark price rising by 7%, despite a 13% decline in sales. Oakville remained stable with a slight 1% price increase, while Halton Hills saw an 18% jump in home values, the highest in the region.

**Brantford and Brant County** experienced a sales slowdown, down 13% and 28%, respectively. However, prices climbed modestly, reinforcing confidence in the market's long-term stability.

**Niagara** showcased dramatic shifts, with Fonthill/Pelham seeing a 67% surge in sales, while Lincoln and Niagara-on-the-Lake recorded notable declines. West Lincoln stood out with an impressive 39% increase in prices, leading regional growth.

**Toronto's** real estate market remained robust, with an 8% price increase despite a 14% drop in sales. This reflects a market balancing affordability concerns with ongoing demand.

Despite market fluctuations, stability prevails, with key regions showing resilience. Buyers and sellers must navigate these conditions strategically, taking advantage of opportunities in a dynamic landscape.



**Rob Golfi**  
Sales Representative  
and Team Leader

# GOLFI®

T E A M

## FREE HOME EVALUATION

CALL OR TEXT  
**THE GOLFI TEAM**  
DIRECT AT  
**289-203-1130**



### Digital edition

Access the magazine online each month  
at [RobGolfi.com/Magazine](http://RobGolfi.com/Magazine)

### Connect with us

Do you have a comment about something  
you read in the Golfi Real Estate magazine?  
Please send a note, including your full  
name, phone number and address, to:

#### EMAIL

[Marketing@GolfiTeam.com](mailto:Marketing@GolfiTeam.com)

#### MAIL

1 Markland Street  
Hamilton, ON L8P 3J5

#### PHONE

905-575-7700



Copyright © 2025 Golfi Realty Inc. All rights reserved.  
This publication may not be reproduced in part or in whole  
without written permission from Golfi Realty Inc. RE/MAX Escarpment  
Golfi Realty Inc., Brokerage. Independently owned and operated.  
Not intended to solicit properties currently for sale.  
Due to the nature of print production and distribution timelines,  
some details may change or become outdated by the time  
of publication. The Golfi Team is not liable for any discrepancies  
between the printed content and current listing details.



# MLS® Residential Market Activity



## NUMBER OF SALES & BENCHMARK PRICE JAN. 2024 VS. JAN. 2025\*

**NOTE: DUE TO THE AMALGAMATION OF REAL ESTATE BOARDS,  
NIAGARA AREA NUMBERS MAY DIFFER FROM PREVIOUS PUBLICATIONS.**

### Understanding Home Sale Prices: The Importance of Benchmark Pricing

When it comes to analyzing home sale prices, it's important to use the right measure of central tendency to get an accurate picture of the market. While average is a commonly used metric, it can be heavily influenced by outliers, such as homes that are much more expensive or much cheaper than the rest. To avoid this issue, it's better to use a benchmark price. A benchmark price is a more accurate representation of the typical home price in each area. It takes into account the median sale price of a specific type of home in a particular neighborhood and is not affected by outliers. This means that it provides a clearer picture of what a typical home in that area costs.

Hamilton	Number of Sales 2024	Number of Sales 2025	Percentage Change	Benchmark Price 2024	Benchmark Price 2025	Percentage Change
Ancaster	34	32	▼ 6%	\$1,083,750	\$952,550	▼ 12%
Dundas	11	17	▲ 55%	\$850,000	\$890,000	▲ 5%
Flamborough	16	13	▼ 19%	\$1,092,500	\$1,060,000	▼ 3%
Glanbrook	22	26	▲ 18%	\$830,000	\$748,857	▼ 10%
Hamilton**	240	200	▼ 17%	\$629,550	\$633,000	▲ 1%
Stoney Creek	57	68	▲ 19%	\$810,000	\$730,925	▼ 10%
Waterdown	25	20	▼ 20%	\$950,000	\$895,000	▼ 6%
Halton	Number of Sales 2024	Number of Sales 2025	Percentage Change	Benchmark Price 2024	Benchmark Price 2025	Percentage Change
Burlington	134	116	▼ 13%	\$891,500	\$955,250	▲ 7%
Oakville	192	135	▼ 30%	\$1,235,000	\$1,248,500	▲ 1%
Halton Hills	22	16	▼ 27%	\$882,500	\$1,038,750	▲ 18%
Milton	131	106	▼ 19%	\$999,999	\$982,500	▼ 2%
Brant	Number of Sales 2024	Number of Sales 2025	Percentage Change	Benchmark Price 2024	Benchmark Price 2025	Percentage Change
Brantford	75	65	▼ 13%	\$595,000	\$615,000	▲ 3%
Brant County	36	26	▼ 28%	\$810,000	\$857,000	▲ 6%
Niagara	Number of Sales 2024	Number of Sales 2025	Percentage Change	Benchmark Price 2024	Benchmark Price 2025	Percentage Change
Fonthill/Pelham	12	20	▲ 67%	\$899,900	\$929,900	▲ 3%
Fort Erie	36	39	▲ 8%	\$699,000	\$639,750	▼ 8%
Grimsby	25	23	▼ 8%	\$819,000	\$784,450	▼ 4%
Lincoln	24	10	▼ 58%	\$749,900	\$769,900	▲ 3%
Niagara Falls	89	64	▼ 28%	\$639,900	\$647,000	▲ 1%
Niagara-On-The-Lake	21	8	▼ 62%	\$1,349,950	\$1,299,000	▼ 4%
Port Colborne/Wainfleet	25	17	▼ 32%	\$589,900	\$577,450	▼ 2%
St. Catharines	154	99	▼ 36%	\$649,500	\$649,400	■ 0%
Thorold	37	26	▼ 30%	\$717,495	\$749,900	▲ 5%
Welland	63	54	▼ 14%	\$629,900	\$634,000	▲ 1%
West Lincoln	10	8	▼ 20%	\$699,950	\$974,990	▲ 39%
GTA	Number of Sales 2024	Number of Sales 2025	Percentage Change	Benchmark Price 2024	Benchmark Price 2025	Percentage Change
Toronto	1529	1316	▼ 14%	\$755,000	\$815,000	▲ 8%

\* Based on closed transactions in Jan. 2024 and Jan. 2025. Source: RAHB, NAR, BRREA and TRREB. \*\* Combined number of sales, benchmark price and percentage change for Hamilton Centre, East, Mountain and West.

WHAT'S YOUR HOME'S VALUE? **CALL 289-203-1130**



# 6-Month Overview



## BENCHMARK PRICE AUGUST 2024 – JANUARY 2025\*

Benchmark Price	August 2024	September 2024	October 2024	November 2024	December 2024	January 2025
Hamilton	\$640,000	\$650,000	\$645,000	\$646,500	\$645,000	\$633,000
Ancaster	\$1,053,500	\$959,500	\$1,085,000	\$912,000	\$1,067,500	\$952,550
Burlington	\$990,875	\$978,500	\$967,000	\$980,000	\$925,000	\$955,250
Oakville	\$1,190,000	\$1,367,500	\$1,314,250	\$1,263,000	\$1,157,000	\$1,248,500
Brantford	\$604,000	\$620,000	\$599,900	\$625,000	\$605,000	\$615,000
Grimsby	\$760,000	\$752,500	\$896,950	\$675,000	\$832,500	\$784,450
St. Catharines	\$583,500	\$575,000	\$595,000	\$559,000	\$567,500	\$649,400
Niagara Falls	\$602,000	\$615,000	\$595,000	\$630,000	\$637,500	\$647,000
Niagara-on-the-Lake	\$932,450	\$929,000	\$1,017,500	\$1,114,000	\$1,100,000	\$1,299,000
Welland	\$565,000	\$550,000	\$552,000	\$548,000	\$570,000	\$634,000
Fort Erie	\$575,000	\$520,000	\$642,500	\$515,000	\$575,000	\$639,750
Toronto	\$832,000	\$909,000	\$920,000	\$855,000	\$835,000	\$815,000

\* Based on closed transactions between August 2024 and January 2025. Source: RAHB, NAR, BRREA and TRREB.

# Combined Regions Market Trend

## COMBINED BENCHMARK PRICE JANUARY 2024 – JANUARY 2025†

The graph below visualizes how the market is performing throughout the regions in the chart on the opposite page. It is calculated by analyzing the combined benchmark price of the regions and taking the benchmark price of those combined for each month over the last 13 months. The dotted red line below indicates last year's benchmark price of those regions combined.



† Based on combined median price across all areas between January 2024 and January 2025. Source: RAHB, NAR, BRREA and TRREB.

GET YOUR HOME **SOLD!** CALL 289-203-1130



AREA LISTINGS

# HAMILTON

SCAN HERE



FOR MORE!

Homes priced from

**\$300,000-  
\$500,000**

HAMILTON

\$300,000



5 EAST 36TH Street #407C  
2 Bed • 1 Bath • 730 sq.ft.

HAMILTON

\$385,000



200 LIMERIDGE Road W #103  
1 Bed • 1 Bath • 754 sq.ft.

HAMILTON

\$389,900



212 KING WILLIAM Street #1111  
1 Bed • 1 Bath • 609 sq.ft.

HAMILTON


\$399,900



76 PARK Row N  
2+1 Bed • 1 Bath • 721 sq.ft.

HAMILTON

\$399,900



187 BARTON Street W  
1 Bed • 1 Bath • 772 sq.ft.

HAMILTON

\$448,900



75 QUEEN Street #1804  
3 Bed • 2 Bath • 1,280 sq.ft.

STONEY CREEK

\$475,000



500 GREEN Road #1415  
1 Bed • 1 Bath • 879 sq.ft.

HAMILTON

\$479,000



112 KING Street E #LPH01  
1 Bed • 1 Bath • 703 sq.ft.

HAMILTON

\$479,900



55 CANNON Street W  
3+1 Bed • 2 Bath • 1,623 sq.ft.

HAMILTON

\$499,900



467 CHARLTON Avenue E #305  
2 Bed • 2 Bath • 796 sq.ft.

Homes priced from

**\$500,000-  
\$750,000**

HAMILTON

\$565,000



477 CANNON Street E  
3 Bed • 1 Bath • 1,733 sq.ft.

HAMILTON

\$569,000



1617 MAIN Street E  
2+1 Bed • 2 Bath • 809 sq.ft.

HAMILTON

\$569,900



93 EAST 23RD Street  
3 Bed • 1 Bath • 1,025 sq.ft.

HAMILTON

\$569,999



334 CANNON Street E  
3 Bed • 2 Bath • 1,606 sq.ft.

HAMILTON

\$586,800



212 KING WILLIAM Street #815  
2 Bed • 2 Bath • 823 sq.ft.

**FREE HOME  
EVALUATION**  
**289-203-1130**



HAMILTON

\$599,900



202 LAVINA Crescent #10  
3 Bed • 2 Bath • 1,188 sq.ft.

HAMILTON

\$624,999



47 BURLINGTON Street E  
3 Bed • 2 Bath • 1,272 sq.ft.

HAMILTON

\$629,888



23 MACAULAY Street W #3  
2 Bed • 1 Bath • 1,126 sq.ft.

STONEY CREEK

\$664,900



151 GREEN Road #12  
3 Bed • 3 Bath • 1,209 sq.ft.

HAMILTON

\$679,000




70 WARD Avenue  
5+1 Bed • 2 Bath • 1,200 sq.ft.

**FREE HOME EVALUATION! CALL 289-203-1130**




**HAMILTON** **\$684,999**




1 REDFERN Avenue #329  
2 Bed • 2 Bath • 1,305 sq.ft.

**HAMILTON** **\$699,900**



381 HERKIMER Street  
2 Bed • 1 Bath • 1,118 sq.ft.

**HAMILTON** **\$728,500**



90 CHARLTON Avenue W #806  
2 Bed • 2 Bath • 1,432 sq.ft.

**ANCASTER** **\$729,000**



20 MEADOWLANDS Boulevard #24  
2+1 Bed • 3 Bath • 1,220 sq.ft.

**HAMILTON** **\$735,000**



2 COMET Avenue  
4 Bed • 2 Bath • 1,407 sq.ft.

**STONEY CREEK** **\$749,900**



7 NORTHAMPTON Boulevard  
2 Bed • 3 Bath • 1,380 sq.ft.

Homes priced from  
**\$750,000-  
\$1,000,000**

**HAMILTON** **\$774,900**



662 WEST 5TH Street  
3 Bed • 2 Bath • 1,276 sq.ft.

**STONEY CREEK** **\$799,900**



58 GALILEO Drive  
3 Bed • 4 Bath • 1,444 sq.ft.

**GOLFI TEAM**  
**FREE HOME EVALUATION**  
**289-203-1130**

**HAMILTON** **\$799,900**



10 WARREN Avenue  
3+2 Bed • 2 Bath • 1,061 sq.ft.

**HAMILTON** **\$799,900**



25 BLANCHE Court  
4+1 Bed • 2 Bath • 1,973 sq.ft.

**HAMILTON** **\$799,900**



33 SOUTH BEND Road E  
3+1 Bed • 2 Bath • 1,250 sq.ft.

**HAMILTON** **\$819,000**




39 MORGAN Road  
3+2 Bed • 2 Bath • 1,050 sq.ft.

**HAMILTON** **\$849,000**



560 ABERDEEN Avenue  
2+1 Bed • 3 Bath • 1,094 sq.ft.

**STONEY CREEK** **\$869,999**



13 WARDROPE Avenue  
4 Bed • 2 Bath • 1,611 sq.ft.



## Bought your Hamilton home in 2017?

On average, Hamilton home values have increased by **62%!**

Call **289-203-1130** today to find out how much your home did.

**HAMILTON** **\$875,000**



98 FORESGATE Drive  
3 Bed • 2 Bath • 1,033 sq.ft.

**HAMILTON** **\$885,000**



85 POULETTE Street  
2 Bed • 2 Bath • 1,237 sq.ft.

**HAMILTON** **\$899,000**



71 CHAMOMILE Drive  
3 Bed • 4 Bath • 1,500 sq.ft.

**STONEY CREEK** **\$899,900**



46 VESPER Court  
3 Bed • 2 Bath • 1,183 sq.ft.

**HAMILTON** **\$949,800**



86 WHITNEY Avenue  
5+4 Bed • 3 Bath • 1,094 sq.ft.

**MOUNT HOPE** **\$949,900**



8560 LEEMING Road  
3 Bed • 3 Bath • 1,645 sq.ft.

Homes priced from  
**\$1,000,000-  
\$1,250,000**

**STONEY CREEK** **\$1,049,900**



124 SHOREVIEW Place  
3 Bed • 3 Bath • 2,063 sq.ft.

GET YOUR HOME **SOLD!** CALL **289-203-1130**





## Bought your Hamilton home in 2017?

On average, Hamilton home values have increased by **62%!**

Call **289-203-1130** today to find out how much your home did.

STONEY CREEK \$1,074,900



117 WHITEFISH Crescent  
3 Bed • 3 Bath • 2,474 sq.ft.

HAMILTON \$1,079,000



86 TEMPLEMEAD Drive  
4+1 Bed • 4 Bath • 2,681 sq.ft.

STONEY CREEK \$1,099,000



54 GOLDCREST Drive  
4 Bed • 4 Bath • 2,218 sq.ft.

HAMILTON \$1,149,000



158 SOUTHPARK Avenue  
4 Bed • 4 Bath • 2,360 sq.ft.

Homes priced from  
**\$1,250,000-**  
**\$1,550,000**

HAMILTON \$1,264,900



64 HILDEGARD Drive  
4+2 Bed • 4 Bath • 2,287 sq.ft.

**FREE HOME  
EVALUATION**  
**289-203-1130**



ANCASTER \$1,299,900



305 WOODLAND Drive  
4 Bed • 3 Bath • 2,157 sq.ft.

HAMILTON \$1,498,000



122 MOUNTAIN BROW Boulevard  
3 Bed • 4 Bath • 2,763 sq.ft.

HAMILTON \$1,499,990



534 CONCESSION 8 Road E  
3 Bed • 3 Bath • 1,379 sq.ft.

ANCASTER \$1,549,900



878 ALEXANDER Road  
3 Bed • 1 Bath • 1,402 sq.ft.

THE  
**GOLFI  
REAL  
ESTATE**  
SHOW



Tune in weekly  
and stay up-to-  
date on the latest  
real estate news!

**NEWTALK**

**610**  
C K T B

Saturday at 2 p.m. &  
Wednesday at 6 p.m.  
on NewsTalk 610  
with Stephanie Vivier

Listen anytime!



WHAT'S YOUR HOME'S VALUE? **CALL 289-203-1130**



# AREA LISTINGS HALTON


SCAN HERE



FOR MORE!

OAKVILLE


\$499,900



297 OAK WALK Drive #1106  
1 Bed • 1 Bath • 540 sq.ft.

BURLINGTON

\$524,000



2087 FAIRVIEW Street #2001  
1 Bed • 2 Bath • 675 sq.ft.

BURLINGTON


\$599,000



4040 UPPER MIDDLE Road #310  
2 Bed • 2 Bath • 973 sq.ft.

BURLINGTON

\$679,900



1225 NORTH SHORE Boulevard E #608  
2 Bed • 2 Bath • 1,132 sq.ft.

OAKVILLE

\$824,900



3220 WILLIAM COLTSON Avenue #1907  
2 Bed • 2 Bath • 827 sq.ft.

BURLINGTON

\$834,000



5070 PINEDALE Avenue #1207  
2 Bed • 2 Bath • 1,149 sq.ft.

WATERDOWN

\$899,000



46 BORERS CREEK Circle  
3 Bed • 4 Bath • 1,741 sq.ft.

BURLINGTON

\$1,024,900



1237 NORTH SHORE Boulevard E #903  
2 Bed • 2 Bath • 1,600 sq.ft.

BURLINGTON

\$1,069,900



500 BROCK Avenue #206  
3 Bed • 2 Bath • 1,250 sq.ft.

**FREE HOME  
EVALUATION**  
**289-203-1130**



BURLINGTON

\$1,099,000



4000 ALEXAN Crescent  
3+1 Bed • 4 Bath • 1,609 sq.ft.

BURLINGTON

\$1,199,900



1378 BLUEPRINT COMMON  
3 Bed • 3 Bath • 1,513 sq.ft.

BURLINGTON


\$1,199,900



2290 WOODWARD Avenue  
3+2 Bed • 2 Bath • 1,165 sq.ft.

BURLINGTON

\$1,275,000



1477 LAKESHORE Road #304  
2 Bed • 2 Bath • 1,407 sq.ft.

BURLINGTON

\$1,799,000



837 DANFORTH Place  
3 Bed • 3 Bath • 3,328 sq.ft.



★★★★★  
Best Team in the Golden Horseshoe!

**List with the agent  
I trust –The Golfi Team**

Endorsed by Barbara Corcoran  
Shark Tank investor,  
real estate mogul and entrepreneur

GET YOUR HOME **SOLD!** CALL **289-203-1130**



# WE GET YOUR HOME **SOLD!**

**FAST & FOR TOP DOLLAR!**



*"I had no idea what would be involved. The Golfi Team had such a good reputation and I contacted their office. They helped us organize the house and we were able to list within 4 weeks. The 4 page colour brochure is outstanding and I am sure it helped with the sale! Very efficient and knowledgeable. I can only recommend the Golfi Team!!"*

— Rosemarie Trapp



**FREE HOME  
EVALUATION  
289-203-1130**





# GOLFI<sup>®</sup> *Luxury*



## Custom-built luxury home in prestigious Niagara Falls neighbourhood

Welcome to a stunning custom-built home in one of the area's most prestigious neighborhoods, surrounded by luxury estates. Boasting over 3,470 sq. ft. plus finished basement, this home exudes quality and character. A grand staircase greets you at the entrance, setting the tone for sophistication. Designed with versatility, it features an in-law suite with a separate entrance, full kitchen, living room,

bedroom, and ensuite—ideal for guests or extended family. The expansive 135-foot lot offers endless outdoor possibilities, including a 450 sq. ft. screened-in patio with natural gas, cable, and internet. A gourmet kitchen with high-end appliances completes this unique home.

**Scan here to book  
a private viewing.**



### 8881 Joseph Court, Niagara Falls

5+1 Bed • 3+1 Bath • 3,470 sq.ft.  
\$1,649,999

Gourmet Kitchen, in-law potential,  
450 sq.ft. covered patio, 135' deep lot



# HOMES FOR SALE

## Bungalows & Raised Ranches, Semis & Townhomes, and Two Storeys



HAMILTON	BURLINGTON	BRANTFORD	ST. CATHARINES	NIAGARA FALLS	WELLAND	FORT ERIE
<b>Bungalow/ Raised Ranch</b> Starting at \$289,900 121 Available	<b>Bungalow/ Raised Ranch</b> Starting at \$879,900 25 Available	<b>Bungalow/ Raised Ranch</b> Starting at \$279,900 54 Available	<b>Bungalow/ Raised Ranch</b> Starting at \$270,000 106 Available	<b>Bungalow/ Raised Ranch</b> Starting at \$385,000 85 Available	<b>Bungalow/ Raised Ranch</b> Starting at \$329,900 63 Available	<b>Bungalow/ Raised Ranch</b> Starting at \$197,000 122 Available
<b>Two Storeys</b> Starting at \$299,900 138 Available	<b>Two Storeys</b> Starting at \$899,900 70 Available	<b>Two Storeys</b> Starting at \$379,900 48 Available	<b>Two Storeys</b> Starting at \$369,000 71 Available	<b>Two Storeys</b> Starting at \$379,900 147 Available	<b>Two Storeys</b> Starting at \$360,000 77 Available	<b>Two Storeys</b> Starting at \$449,900 63 Available
<b>Townhomes</b> Starting at \$369,900 102 Available	<b>Townhomes</b> Starting at \$500,000 39 Available	<b>Townhomes</b> Starting at \$369,900 102 Available	<b>Townhomes</b> Starting at \$579,900 15 Available	<b>Townhomes</b> Starting at \$559,000 28 Available	<b>Townhomes</b> Starting at \$538,800 31 Available	<b>Townhomes</b> Starting at \$450,000 30 Available
<b>Semis</b> Starting at \$399,900 44 Available	<b>Semis</b> Starting at \$999,900 5 Available	<b>Semis</b> Starting at \$449,900 5 Available	<b>Semis</b> Starting at \$539,000 16 Available	<b>Semis</b> Starting at \$490,000 26 Available	<b>Semis</b> Starting at \$378,000 18 Available	<b>Semis</b> Starting at \$499,900 13 Available

Call us today for information on any of these homes!

## 289-203-1130

GET YOUR HOME **SOLD!** CALL 289-203-1130



AREA LISTINGS

# NIAGARA

SCAN HERE



FOR MORE!

## ST. CATHARINES

Homes priced from

**\$350,000-  
\$850,000**

ST. CATHARINES \$369,900



365 GENEVA Street #602  
2 Bed • 1 Bath • 900 sq.ft.

ST. CATHARINES \$439,900



81 VALE Avenue  
2+1 Bed • 2 Bath • 769 sq.ft.

ST. CATHARINES \$629,900



53 MYRTLE Avenue  
3 Bed • 3 Bath • 1,200 sq.ft.

ST. CATHARINES \$649,900



4 MELBA Road  
3+1 Bed • 2 Bath • 1,190 sq.ft.

**FREE HOME  
EVALUATION**  
**289-203-1130**



ST. CATHARINES \$694,900



24 BEACON HILL Drive  
3+1 Bed • 3 Bath • 1,116 sq.ft.

ST. CATHARINES \$699,900



5 YORK Street  
3 Bed • 2 Bath • 1,712 sq.ft.

ST. CATHARINES \$710,000



43 FLYNN Court  
3 Bed • 3 Bath • 1,303 sq.ft.

Homes priced from  
**\$850,000-  
\$1,600,000**

ST. CATHARINES \$874,000




3 COLONIAL Court  
4 Bed • 2 Bath • 1,660 sq.ft.

ST. CATHARINES \$1,149,900



41 OARSMAN Crescent  
3 Bed • 4 Bath • 2,016 sq.ft.

ST. CATHARINES \$1,249,000




35 SCULLERS Way #16  
2+1 Bed • 3 Bath • 1,275 sq.ft.

ST. CATHARINES \$1,288,800



65 HILLCREST Avenue  
3+1 Bed • 3 Bath • 1,785 sq.ft.

ST. CATHARINES \$1,545,000



93 RIVERVIEW Boulevard  
4+1 Bed • 4 Bath • 2,581 sq.ft.

## WELLAND, THOROLD, PORT COLBORNE, WAINFLEET, FONTHILL, PELHAM

Homes priced from

**\$350,000-  
\$600,000**

WELLAND \$349,900



485 THOROLD Road #211  
2 Bed • 1 Bath • 730 sq.ft.

WELLAND \$439,000



185 DENISTOUN Street #95  
3 Bed • 2 Bath • 1,200 sq.ft.

WELLAND \$589,900



48 MCCORMICK Street  
3 Bed • 2 Bath • 1,483 sq.ft.

**FREE HOME EVALUATION! CALL 289-203-1130**





## Bought your Niagara home in 2017?

On average, Niagara home values have increased by **71%**!

Call **289-203-1130** today to find out how much your home did.

Homes priced from  
**\$600,000-  
\$1,000,000**

WELLAND \$619,900



88 SYCAMORE Street  
3 Bed • 3 Bath • 1,709 sq.ft.

WELLAND \$649,900



29 SAUER Avenue  
2+1 Bed • 3 Bath • 998 sq.ft.

WELLAND \$660,000



15 COLBECK Drive  
3+1 Bed • 2 Bath • 1,247 sq.ft.

FONTHILL \$692,700



87 CANBORO Road  
3 Bed • 1 Bath • 1,242 sq.ft.

**GOLFI**  
TEAM  
**FREE HOME  
EVALUATION**  
**289-203-1130**

WAINFLEET \$695,000



31876 HIGHWAY 3  
2+2 Bed • 2 Bath • 1,124 sq.ft.

THOROLD \$715,900



13 SILVERCREST Court  
1+2 Bed • 2 Bath • 1,091 sq.ft.

FONTHILL \$749,900



1008 HAIST Street  
4 Bed • 2 Bath • 1,625 sq.ft.

PORT COLBORNE \$899,000



7 MEADOWLARK Drive  
4 Bed • 3 Bath • 2,520 sq.ft.

Homes priced from  
**\$1,000,000-  
\$3,000,000**

THOROLD \$1,099,999.99




3 DELICIOUS Court  
3+2 Bed • 3 Bath • 1,608 sq.ft.

WELLAND \$1,199,900



14 CHARLOTTE Court  
3+1 Bed • 4 Bath • 1,563 sq.ft.

WAINFLEET \$1,549,000



50937 MEMME Court  
4 Bed • 4 Bath • 3,281 sq.ft.

WAINFLEET \$1,674,900



51075 DEEKS Road S  
3 Bed • 4 Bath • 2,250 sq.ft.

RIDGEVILLE \$3,000,000



2165 EFFINGHAM Street  
3+1 Bed • 4 Bath • 3,118 sq.ft.

## NIAGARA FALLS

Homes priced from  
**\$299,000-  
\$550,000**

NIAGARA FALLS \$299,000



6143 CHURCHILL Street  
3 Bed • 1 Bath • 1,034 sq.ft.

NIAGARA FALLS \$499,900



6584 ORCHARD Avenue  
2 Bed • 1 Bath • 1,286 sq.ft.

NIAGARA FALLS \$505,000



4553 SUSSEX Drive  
2+2 Bed • 2 Bath • 800 sq.ft.

Homes priced from  
**\$550,000-  
\$1,000,000**

NIAGARA FALLS \$599,900



5347 ELM Street  
3+1 Bed • 2 Bath • 1,503 sq.ft.

NIAGARA FALLS \$649,900



6388 DOREEN Drive  
3+2 Bed • 2 Bath • 936 sq.ft.

NIAGARA FALLS \$999,900



8445 SWEET CHESTNUT Drive  
4 Bed • 5 Bath • 2,905 sq.ft.

GET YOUR HOME **SOLD!** CALL **289-203-1130**



Homes priced from  
**\$1,000,000-  
\$1,700,000**

NIAGARA FALLS \$1,099,900



7231 LIONSHEAD Avenue #30  
4 Bed • 5 Bath • 2,550 sq.ft.

NIAGARA FALLS \$1,350,000



3531 RAPIDS VIEW Drive  
2+2 Bed • 3 Bath • 1,350 sq.ft.

NIAGARA FALLS \$1,549,900



7836 RYSDALE Street  
4 Bed • 4 Bath • 2,760 sq.ft.

NIAGARA FALLS \$1,649,999



8881 JOSEPH Court  
5+1 Bed • 4 Bath • 3,470 sq.ft.

**SURROUNDING  
NIAGARA  
AREAS**

Homes priced from  
**\$400,000-  
\$800,000**

FORT ERIE \$410,000



423 PARKDALE Avenue  
5 Bed • 1 Bath • 1,916 sq.ft.

GRIMSBY \$424,900



16 CONCORD Place #431  
1 Bed • 1 Bath • 575 sq.ft.

FORT ERIE \$449,000



1001 GARRISON Road  
1,260 sq.ft.

BEAMSVILLE \$449,900




4588 MARTHA Lane  
3 Bed • 1 Bath • 1,600 sq.ft.

FORT ERIE \$469,000



367 BOWEN Road  
3 Bed • 2 Bath • 1,376 sq.ft.

GRIMSBY \$499,900



385 WINSTON Road #310  
2 Bed • 1 Bath • 655 sq.ft.

CRYSTAL BEACH \$699,900



22 SOUTH COAST Circle  
2 Bed • 2 Bath • 1,220 sq.ft.

Homes priced from  
**\$800,000-  
\$1,000,000**

FORT ERIE \$849,888



4197 NIAGARA RIVER Parkway  
2 Bed • 3 Bath • 1,754 sq.ft.

FORT ERIE \$869,900



735 DOMINION Road  
3+1 Bed • 3 Bath • 1,587 sq.ft.

FORT ERIE \$949,000



1040 KETTLE Court  
2 Bed • 2 Bath • 1,608 sq.ft.

BEAMSVILLE \$950,000



4206 STADELBAUER Drive  
3 Bed • 4 Bath • 1,616 sq.ft.

BEAMSVILLE \$979,900



4388 LINCOLN Avenue  
3+1 Bed • 4 Bath • 2,200 sq.ft.

FORT ERIE \$999,900




4127 NIAGARA RIVER Parkway  
3+2 Bed • 2 Bath • 1,726 sq.ft.

FORT ERIE \$999,999



3836 NIGH Road  
3 Bed • 2 Bath • 1,660 sq.ft.

FORT ERIE \$999,999



3844 NIGH Road  
3 Bed • 2 Bath • 1,800 sq.ft.

Homes priced from  
**\$1,000,000-  
\$1,700,000**

VINELAND \$1,249,000



3952 VICTORIA Avenue  
3 Bed • 2 Bath • 2,617 sq.ft.

NIAGARA-ON-THE-LAKE \$1,324,900



19 OAKLEY Drive  
2 Bed • 3 Bath • 1,615 sq.ft.

RIDGEWAY \$1,399,500



2458 NIGH Road  
4 Bed • 3 Bath • 2,521 sq.ft.

NIAGARA-ON-THE-LAKE \$1,699,900



2 BUNNY GLEN Drive  
4 Bed • 4 Bath • 3,225 sq.ft.

WHAT'S YOUR HOME'S VALUE? **CALL 289-203-1130**



AREA LISTINGS

# BRANTFORD

SCAN HERE



FOR MORE!

BRANTFORD

SOLD



261 DARLING Street  
2+1 Bed • 1 Bath • 956 sq.ft.

BRANTFORD

\$579,600



58D HARRIS Avenue  
2+1 Bed • 2 Bath • 1,040 sq.ft.

BRANTFORD

SOLD



54 GLENWOOD Drive #3  
2 Bed • 2 Bath • 1,164 sq.ft.

BRANTFORD

\$699,900



7 SHORWELL Place  
3 Bed • 2 Bath • 1,673 sq.ft.

BRANTFORD

\$799,900



44 PATTERSON Avenue  
3 Bed • 1 Bath • 1,601 sq.ft.

BRANTFORD

\$879,000



82 BARRETT Avenue  
4 Bed • 3 Bath • 2,260 sq.ft.

BRANTFORD

\$899,900



47 WINTER Way  
3+1 Bed • 3 Bath • 1,531 sq.ft.

BRANTFORD

SOLD



16 CAMROSE Drive  
4 Bed • 4 Bath • 2,387 sq.ft.

AREA LISTINGS

# HALDIMAND/NORFOLK

SCAN HERE



FOR MORE!

SELKIRK

\$335,900



1 FOREST Trail  
3 Bed • 2 Bath • 1,066 sq.ft.

HALDIMAND

\$539,000



506 ALDER Street W  
3 Bed • 2 Bath • 1,941 sq.ft.

DUNNVILLE

\$775,000



37 YOUNG Road  
3+1 Bed • 2 Bath • 1,070 sq.ft.

CALEDONIA


\$779,999



191 WILLIAMSON Drive  
3+1 Bed • 2 Bath • 1,027 sq.ft.

CALEDONIA

\$999,000




797 HIGHWAY 6  
4+2 Bed • 2 Bath • 1,792 sq.ft.

**FREE HOME  
EVALUATION**  
**289-203-1130**



LOWBANKS

\$999,900



2948 NORTH SHORE Drive  
2 Bed • 2 Bath • 1,754 sq.ft.

DUNNVILLE

\$1,049,000



2094 LAKESHORE Road  
3 Bed • 1 Bath • 976 sq.ft.

CALEDONIA

\$1,179,000



50 FLEMING Crescent  
4+3 Bed • 5 Bath • 3,085 sq.ft.

DELHI


\$1,199,999



41 TALBOT Road  
3+2 Bed • 4 Bath • 2,691 sq.ft.

SIMCOE

\$1,295,000



6 SUMMIT Circle  
5 Bed • 3 Bath • 2,697 sq.ft.

GET YOUR HOME **SOLD!** CALL **289-203-1130**





**Bright** People. **Bright** Offices.

**Our co-work spaces offer:**



Private Office Space



Meeting Rooms



Remote Membership



Open Desk Seating



Free Parking



Turnkey Office Spaces



Strategic Locations



Lounge & Breakout Areas



Fast Wifi



Business Address  
& Mail Services



Open Kitchen,  
Vibrant/Cozy Spaces



Premium Coffee



24/7 Access



Printing Services



Networking Benefits



Podcast Rooms



Special Vineyard  
Event Center

Membership includes access to **6 Locations!**



**HAMILTON**



**BURLINGTON**



**GRIMSBY**



**BEAMSVILLE**



**ST. CATHARINES**



**NIAGARA FALLS**



**289-775-0045**  
**brightworkspace.com**